

# Token Comparison Approach to Detect Code Clone-related Bugs

YongLee YII<sup>†</sup>, Yasuhiro HAYASE<sup>†</sup>, Makoto MATSUSHITA<sup>†</sup>, and Katsuro INOUE<sup>†</sup>

<sup>†</sup> Graduate School of Information Science and Technology, Osaka University  
1-3 Machikaneyama-cho, Toyonaka, Osaka 560-8531, Japan  
E-mail: †{yii,y-hayase,matusita,inoue}@ist.osaka-u.ac.jp

**Abstract** Large software tends to have a significant amount of similar code, commonly known as code clones. Often the code clones are introduced through copy-and-paste process for code reuse purpose where the pasted code usually will go through some modifications such as renaming of identifiers and changing of parameters. In this paper, we propose a method using token comparison approach to detect bugs caused by abovementioned modifications. Our method tokenizes detected clones and performs a comparison to find out inconsistencies between them. The inconsistencies are then ranked based on predefined metrics to produce a bug candidate list. We implemented our method and tested on open source software. Our tool has found real bugs from the test subject. We believe our tool is suitable to serve the purpose of detecting code clone-related bugs in large software.

**Key words** Software Maintenance, Inconsistent Change, Code Clone-related Bug

## 1. Introduction

Recent studies [8] [9] show that large software systems contain a significant amount of similar code, commonly known as code clones or simply clones (hereafter we use them interchangeably). A pair of similar code fragments is called a clone pair. An equivalence set of a clone relation is called a clone set.

In many cases, code clones are introduced to the program through copy-and-paste process. While this practice can greatly reduce programming effort by reusing code in fast and easy way, it is prone to create bugs.

During code cloning, developer often modifies the pasted code in order to implement the desired functionality, but sometimes bugs are introduced. One of such modifications is to rename all instances of an identifier in pasted code. When this modification is done manually, there is possibility that the renaming is not completely applied to all relevant instances by mistake, therefore introducing unintended inconsistency which is considered as bug to the system.

Figure 1 shows an example of bug caused by inconsistent renaming of identifier. Code fragments consist of line 1486-1503 and line 1563-1579 are detected as a pair of code clones. This clone pair could be the result of copy-and-paste process. All variables named *rc* in pasted code fragment (line 1563-1579) have to be changed to *retval* but the one in line 1575 was left out. In consequence, the system displays wrong error code. This bug cannot be detected by compiler since the variable *rc* in pasted code fragment is still within the valid

scope, thus produce no warning or syntax error.

According to [2] [3], unintended inconsistencies similar to abovementioned example are actually happened in production systems. In fact, the inconsistency shown in Figure 1 is detected by our proposed method (which will be described in detail later in this paper) in Linux version 2.6.6. This inconsistency was rectified in later version of Linux; therefore we can confirm that it is a genuine bug.

Although manual inspection is an effective method to find out bugs in programs, it would be too time-consuming and impractical for large software system. Jablonski et al. [4] proposed a tool called CReN, which is implemented as a plug-in to the integrated development environment (IDE) to track copy-and-paste activities and to ensure consistent renaming of identifiers. However, CReN is only applicable when coding a new program or to add new code to an existing program.

In this paper, we propose a method to detect bugs caused by inconsistent change of identifiers that exist in production systems. Our method first finds out inconsistencies between a pair of code clones based on token comparison. The inconsistencies are then going through some metric calculations to produce a list of potential bugs. In order to evaluate the effectiveness of our method, we implemented a tool based on proposed method and ran it on well-known large open source software.

The rest of this paper is organized as follows. Section 2 describes the proposed method in detail, and Section 3 gives the implementation details of our method. Section 4 explains the experiments that we performed and their results.

```

File: Linux-2.6.6/drivers/pci/hotplug/shpchp_ctrl.c

1486: rc = p_slot->hpc_ops->slot_enable(p_slot);
1487:
1488: if (rc) {
1489:   err("%s: Issue of Slot Enable command failed\n", __FUNCTION__);
1490:   /* Done with exclusive hardware access */
1491:   up(&ctrl->crit_sect);
1492:   return rc;
1493: }
1494: /* Wait for the command to complete */
1495: wait_for_ctrl_irq (ctrl);
1496:
1497: rc = p_slot->hpc_ops->check_cmd_status(ctrl);
1498: if (rc) {
1499:   err("%s: Failed to enable slot, error code(%d)\n", __FUNCTION__, rc);
1500:   /* Done with exclusive hardware access */
1501:   up(&ctrl->crit_sect);
1502:   return rc;
1503: }
.....

1563: retval = p_slot->hpc_ops->slot_disable(p_slot);
1564: if (retval) {
1565:   err("%s: Issue of Slot Enable command failed\n", __FUNCTION__);
1566:   /* Done with exclusive hardware access */
1567:   up(&ctrl->crit_sect);
1568:   return retval;
1569: }
1570: /* Wait for the command to complete */
1571: wait_for_ctrl_irq (ctrl);
1572:
1573: retval = p_slot->hpc_ops->check_cmd_status(ctrl);
1574: if (retval) {
1575:   err("%s: Failed to disable slot, error code(%d)\n", __FUNCTION__, rc);
1576:   /* Done with exclusive hardware access */
1577:   up(&ctrl->crit_sect);
1578:   return retval;
1579: }

```

should be changed to  
*retval*




Figure 1 Bug Caused by Inconsistent Renaming of Identifier

Section 5 discusses issues related to our method and some related work. Finally in Section 6, we offer our conclusions and recommendations for future work.

## 2. Methodology

In this section, we will describe our approach aimed to detect bugs caused by inconsistent change of identifiers in detail.

Figure 3 gives an overview of our approach. The initial input to the approach is source files and the final output will be a bug candidate list which gives the details such as location of potential bugs. The approach is generally divided into clone detection phase and inconsistency detection phase. The inconsistency detection phase can be further divided into 3 steps, namely lexical analysis, mapping analysis and result filtering.

We use a token-based clone detection tool, CCFinder [1] in clone detection phase. The reasons of choosing CCFinder and other details of clone detection phase will be given in section 3. We explain the 3 steps in inconsistency detection phase below.

### 2.1 Lexical Analysis

The general goal of lexical analysis in our approach is to transform the code clones detected in clone detection phase into structure that afterward fed into the mapping analysis

```

127: o_count = v_count;
128: o_var = valse;
129: o_names = v_names;
130:
131: v_count += STORE_INCR;
132: valse = (char **) malloc (v_count*sizeof(char *));
133: v_names = (char **) malloc (v_count*sizeof(char *));
134:
135: for (indx = 3; indx < o_count; indx++)
135:   valse[indx] = o_var[indx];
137:
138: for (; indx < v_count; indx++)
139:   valse[indx] = NULL;
.....

161: o_count = a_count;
162: o_ary = arrays;
163: o_names = a_names;
164:
165: a_count += STORE_INCR;
166: arrays = (char **) malloc (a_count*sizeof(char *));
167: a_names = (char **) malloc (a_count*sizeof(char *));
168:
169: for (indx = 1; indx < o_count; indx++)
170:   valse[indx] = o_ary[indx];
171:
172: for (; indx < v_count; indx++)
173:   lists[indx] = NULL;

```

Figure 2 Example of Code Clones

step. Code clones that exist in target software are divided into tokens according to lexical rules of the programming language and each of these code clones will form a token sequence. While lexical analyzer scans through the code clones, it tokenizes them and identifies tokens made up by identifier. Comments and white spaces are eliminated, giving a normalized token sequence.

In a clone pair, if one code fragment is an exact copy without modification of another, or only variable, type or function identifiers were changed, the resulting normalized token sequences will have the same number of tokens with identifier at the same position (i.e. same token index). Tokenized clone pairs that fulfill this criteria will be selected for further processing in next step.

### 2.2 Mapping Analysis

In this step, mapping of identifiers in each clone pair is carried out. The clone pairs are in the form of token sequences which are the output of lexical analysis step. Each identifier in a code fragment is mapped to the identifier at the same position in another code fragment within a pair of code clones.

If the instances of an identifier in one code fragment are renamed to more than one identifier names, or not all instances of an identifier is renamed, inconsistencies are said to be occurred. For each unique identifier in a code fragment, the mapping is performed and its result is stored.

Table 1 shows one of such mapping results using the example shown in Figure 2. All identifiers exist in code fragment

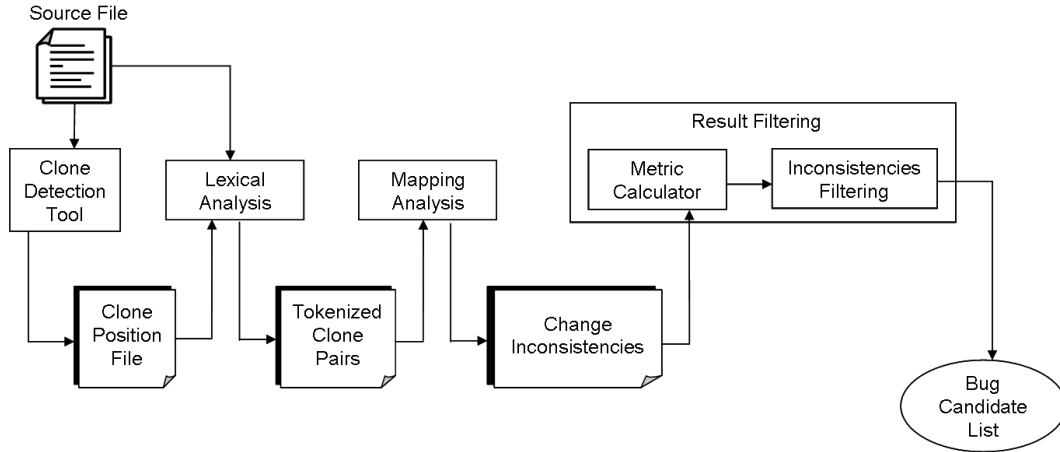


Figure 3 Overview of Proposed Bug Detection Method

1 (line 127-139) are renamed consistently or remained the same in code fragment 2 (line 161-173) except *v\_count* and *varse*. There is one of the instances of *v\_count* (underlined in Figure 2) is left unchanged in fragment 2. On the other hand, instances of *varse* (italicized in Figure 2) are changed to 2 different identifier names, *arrays* and *lists*, while one is left unchanged. Inconsistencies are said to be occurred in this 2 cases.

### 2.3 Result Filtering

Inconsistencies detected from the identifier mapping result are not necessary the case of unintended inconsistency resulted from developer’s careless mistakes. In other words, these inconsistencies are not always bugs. Therefore, they need to go through some filtering algorithm in order to produce a list of potential bugs with less false positives. In our approach, we use 2 metrics to serve the filtering purpose.

The first metric is *UnchangedRatio* as proposed in [2]. It is defined as

$$\text{UnchangedRatio}(v) = \frac{\text{NumOfUnchangedID}(v)}{\text{TotalNumOfID}(v)}$$

For identifier *v*, *NumOfUnchangedID* is the number of occurrences of *v* in code fragment  $f_2$  where its name is remain unchanged as compared to identifier at the same position in code fragment  $f_1$ . *TotalNumOfID* is the total number of occurrences of *v* in  $f_1$ .  $f_1$  and  $f_2$  form a clone pair.

When *UnchangedRatio* equals to 0, it means all instances of an identifier are being renamed. In contrast, when *UnchangedRatio* equals to 1, it means all instances of an identifier are remained in the same name. It is believed that if an identifier is renamed in most of its instances and only a few of its instances are not renamed, there is high possibility that developer forgets to change them. Therefore, the smaller the value of *UnchangedRatio* (except zero), the higher the possibility of the not renamed identifier to be a bug. Inconsistencies with the value of *UnchangedRatio* above the threshold

Table 1 Identifier Mapping Result for Clone Pair in Figure 2

Identifiers in Code Fragment 1 (line 127-139)	Identifiers in Code Fragment 2 (line 161-173)	Occurrence
indx	indx	8
malloc	malloc	2
o_count	o_count	2
o_name	o_name	1
o_var	o_ary	2
<u>v_count</u>	a_count	4
	v_count	1
v_name	v_name	2
<i>varse</i>	arrays	2
	lists	1
	varse	1
STORE_INCR	STORE_INCR	1

will be filtered out from bug candidate list. Since the original code fragment in a clone pair cannot be determined, *UnchangedRatio* has to be calculated in both directions.

Referring to Table 1, 4 instances of *v\_count* are changed to *a\_count* in Fragment 2 while one instance is remained in the same name, result in  $\text{UnchangedRatio}(v\_count) = 0.2$ . Similarly, 3 instances of *varse* are changed to *arrays* and *lists* while one instance is left unchanged, result in  $\text{UnchangedRatio}(v\_varse) = 0.25$ .

We propose another metric called *Conflict* to complement *UnchangedRatio* since *UnchangedRatio* does not provide any information if the instances of an identifier is changed to multiple names. When the instances of an identifier is changed to multiple names, *Conflict* is set to true. In Table 1, *varse* is one of such examples. In this case, the possibility that the instances of an identifier are changed to multiple names intentionally to implement the functionality is high. We filter out this kind of inconsistencies even though their *UnchangedRatio* are below threshold value.

### 3. Implementation

We have implemented a tool based on the proposed method. The system takes raw source files as input and produces a bug candidate list displayed on a graphical user interface as output. This section gives the details related to our implementation.

#### 3.1 Code Clone Detection and Filtering

Code clone detection is an important step since code clone is the input to our approach. Therefore, the effectiveness of clone detection affects the result. There are plenty of tools that available for clone detection [1] [8] [10]. Among them, we have chosen CCFinder to perform the clone detection task in our approach. CCFinder is a token-based clone detection tool which offer good scalability and execution time to cope with large software. This tool is very effective in finding exactly identical clones and clones with only modification in identifiers.

One of the factors that affects the output of CCFinder is the minimum length of code clone. The lower the number, the more code clones will be found. In our experiments, we set the minimum length of a code clone to 30 tokens. This number was used in numerous previous researches [11] [12] on CCFinder and gave positive results.

CCFinder identifies a large amount of code clones, which some of them are deemed insignificant to our bug detection method. Therefore, it is important to filter the raw output of CCFinder and select only good candidate clones as the input to our proposed method. We applied the following two techniques to filter code clones detected by CCFinder and conducted experiments (details in section 4.2) to evaluate their effectiveness.

##### ( 1 ) Removing Highly Repeated Code Sequence Clones

There is a large portion of code clones detected by CCFinder consists of consecutive variable declarations and consecutive method invocations. These kinds of clones are mainly due to the structure of programming language and many of them are stereotyped code which is very stable. We filter out these kinds of clones using a metric called  $RNR(S)$  that represent the ratio of non-repeated code sequence in clone set  $S$  [5].

Let clone set  $S$  consists of  $n$  fragments,  $f_1, f_2, \dots, f_n$ .  $LOS_{whole}(f_i)$  represents the Length Of whole Sequence of fragment  $f_i$ , and  $LOS_{repeated}(f_i)$  represents the Length Of repeated Sequence of fragment  $f_i$ ,  $RNR(S)$  is defined as

$$RNR(S) = 1 - \frac{\sum_{i=1}^n LOS_{repeated}(f_i)}{\sum_{i=1}^n LOS_{whole}(f_i)}$$

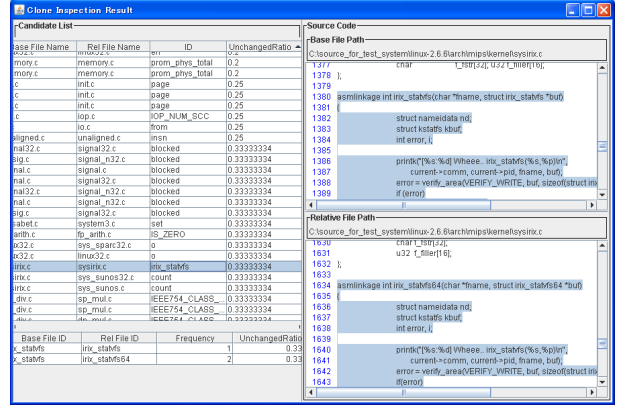


Figure 4 Snapshot of System's Graphical Interface

Repeated code sequence is the repetition of its adjacent code sequence and non-repeated code sequence is the other parts.

The lower the value of  $RNR(S)$ , the more repeated code sequences in clone set  $S$ . In our experiment, we set the  $RNR$  value to 0.5, filtering out clone set with the value less than 0.5 from the input to our method. This is the value proposed in [5].

##### ( 2 ) Removing Overlapping Clones

Among the clones detected by CCFinder, we discovered a lot of overlapping clones where a portion of code fragments in a clone pair overlap each other. Overlapping clones do not represent the nature of copy-and-paste process and most probably created coincidentally. Since our method is based on the assumption of copy-paste-modify mechanism, overlapping clones are deemed insignificant to our method and need to be filtered out.

#### 3.2 Graphical User Interface

Since our proposed method will produce a list of potential bugs for inspection, it is important to provides necessary information presented in decent way to ease the developers carry out this job. We built a graphical user interface to browse bug candidate list. A screen shot of the interface is shown in Figure 4.

The top left frame of the interface is a bug candidate list which can be sorted by the value of UnchangedRatio. One can start the inspection by looking at the most suspicious case (i.e identifiers with small value of UnchangedRatio). When clicking on an item in bug candidate list, the mapping result of selected identifier will be displayed on the bottom left frame. At the same time, the 2 frames on the right will display the related source files. Code clones where the selected identifier resided in are highlighted in the source files.

### 4. Experiments

In this section, we will describe the details of experiments that we have carried out with the tool implemented based

Table 2 Number of Code Clones in Linux 2.6.6

Module	# Without Filtering	# Filtered with RNR
linux-2.6.6/arch	102,539	17,085
linux-2.6.6/drivers	159,764	44,881

on the proposed method. The main purpose of experiments is to evaluate the effectiveness of our tool to detect real bugs in software systems.

We have chosen Linux version 2.6.6, which consist of 6,491 files and 4,364,540 lines of code as our experiment subject. We chose Linux because it is a well-known large scale production system, therefore we can test the capability of our tool to cope with large software system.

For the experiment results, we concentrate the discussion on 2 of the largest modules of Linux, arch and drivers.

#### 4.1 Experiment Parameters

There are several parameters that will affect the experiment results. The following describes each of them and the value we set in our experiment.

##### ( 1 ) Threshold Value for UnchangedRatio

As mentioned in Section 2.3, a non-zero or non-one value for UnchangedRatio indicates inconsistent change of identifiers. When using this metric to narrow down the bug candidates, we are based on the idea that “ the developer intents to changed all instances of an identifier consistently to another name but left out some of them ”. As such, smaller value of UnchangedRatio (except zero) better reveal a potential bug. In our experiments, we set the value of UnchangedRatio to 0.4, same to the value used in [2].

##### ( 2 ) Conflict Setting

We can specify the degree we tolerate inconsistency by determine how many different names an identifier can be changed to. In our experiment, if an identifier is changed to 2 different names or above, *Conflict* is set to true and it will be filtered out.

#### 4.2 Code Clones Filtering

Table 2 shows the difference of the number of code clones detected by CCFinder from our test subject, Linux 2.6.6 before and after applying RNR filtering method. On the other hand, Table 3 gives the number of clone pairs after we took out the overlapped clones. The difference becomes obvious after we applied the RNR filtering.

The filtering can be set to on or off in the experiment. We have conducted experiments both with and without the filtering and we found that the filtering techniques greatly reduce our investigation effort by reducing the number of bug candidates created by insignificant clones. Therefore, we applied these filtering techniques when running our experiment with Linux 2.6.6.

Table 4 Number of Bug Candidates in Linux 2.6.6

Module	# File	Total LOC	# Bug Candidate	Total LOC Suspicious Clones
linux-2.6.6/arch	2,355	724,858	87	1,615
linux-2.6.6/drivers	2,323	2,344,594	120	3,637

Table 5 Genuine Bugs Found in Linux 2.6.6

File Path	File Line	Identifier
../arch/m68k/mac/iop.c	264	IOP_NUM_SCC
../arch/sparc/prom/memory.c	159	prom_phys_total
../arch/sparc64/prom/memory.c	117	prom_phys_total
../drivers/pci/hotplug/shpchp_ctrl.c	1575	rc

### 4.3 Bugs Detection

The number of bug candidates found in Linux 2.6.6 is shown in Table 4. We have detected 87 bug candidates in arch module and 120 in drivers module.

If a clone pair contains a bug candidate, we call it suspicious clone pair. Adding up the lines of code (LOC) of all suspicious clone pairs gives total LOC of suspicious clones. Sometimes a clone pair can contain more than 1 bug candidate. In that case, we only add once when calculating the total LOC of suspicious clones. In both arch and drivers modules, the total LOC of suspicious clones occupies less than 0.1% of the total LOC. This gives a rough figure on the total number of lines that we need to review. In reality, we might need to review more code in order to verify a bug candidate, but it serve as a good start especially to detect bugs in a millions-line-of-code software.

One of the major tasks in our result analysis is to verify the bug candidates detected by our tool. We have inspected the bug candidates in arch and drivers modules. Some of the bug candidates are in high possibility. We checked them against Linux change log and later version of Linux. As a result, we were able to verify some of them to be the genuine bugs. Table 5 gives some instances of verified bug.

## 5. Discussion and Related Work

### 5.1 Limitation of Tool

Our tool currently cannot handle gapped clone that is created when a copy-and-paste code fragment gone through modifications such as insertion and deletion of statements. Gapped clones should be inspected as well since they also have the possibility of containing inconsistent renaming bugs. The greatest barrier for our current implementation to handle gapped clones is on the mapping analysis. Our method still lack of comprehensive algorithm to correctly map the identifiers in gapped clone. This gives a space for our tool to be improved.

Table 3 Number of Clone Pairs in Linux 2.6.6

Module	Before RNR Filtering		After RNR Filtering	
	With Overlapping Clone	Without Overlapping Clone	With Overlapping Clone	Without Overlapping Clone
linux-2.6.6/arch	16,740,180	14,977,660	23,599	19,273
linux-2.6.6/drivers	8,325,367	7,888,115	60,706	56,260

## 5.2 Related Work

Li et al. [2] have developed a tool called CP-Miner to detect copy-and-paste related bugs. CP-Miner uses data mining techniques to identify code clones and the bug detection is implemented as part of the tool. Before passing to bug detection process, code clones detected gone through a series of pruning procedures. CP-Miner has the ability to handle clone that is not exactly the same.

Recently, Jiang et al. [3] developed a tool to detect bugs in code clones and their surrounding code, called context. The clone detection component of the tool is based on DECKARD [13], a clone detection tool developed by them. Bug caused by renaming inconsistency is called a type-3 inconsistency in their work. The tool counts the number of unique identifiers in each code fragment within a pair of clones. Different number of unique identifiers is deemed as likely to be a bug.

## 6. Conclusion

In this paper, we introduced a method to detect bugs caused by inconsistent change of identifiers. We have also conducted experiments using Linux kernel in order to evaluate the effectiveness of our proposed method. As a result, we were able to discover bugs on this system. Therefore, we believe that our tool is effective for detecting bugs in large software systems.

In future, we would like to conduct more experiments on production software and perform a comprehensive analysis on the results. Also, we would like to improve our tool to handle gapped clones.

## Acknowledgments

This work has been conducted as a part of EASE Project, Comprehensive Development of e-Society Foundation Software Program, supported by Ministry of Education, Culture, Sports, Science and Technology of Japan. The work was also supported by Japan Society for the Promotion of Science under Grant-in-Aid for Scientific Research (A)(17200001).

## References

- [1] T. Kamiya, S. Kusumoto, and K. Inoue, "CCFinder: A Multilingualistic Token-Based Code Clone Detection System for Large Scale Source Code," *IEEE Transactions on Software Engineering*, vol. 28, no. 7, pp. 654-670, July 2002.
- [2] Z. Li, S. Lu, S. Myagmar, and Y. Zhou, "CP-Miner: Finding Copy-Paste and Related Bugs in Large-Scale Software Code," *IEEE Transactions on Software Engineering*, vol. 32, no. 3, pp. 176-192, March 2006.
- [3] L. Jiang, Z. Su, and E. Chiu, "Context-Based Detection of Clone-Related Bugs," *Proceedings of the 6th joint meeting of the European Software Engineering Conference and the ACM SIGSOFT Symposium of the Foundations of Software Engineering*, pp. 55-64, September 2007.
- [4] P. Jablonski, and D. Hou, "CREN: A Tool for Tracking Copy-and-Paste Code Clones and Renaming Identifiers Consistently in the IDE," *Proceedings of the OOPSLA Workshop on Eclipse Technology Exchange*, pp. 16-20, October 2007.
- [5] Y. Higo, T. Kamiya, S. Kusumoto and K. Inoue, "Method and Implementation for Investigating Code Clones in a Software System," *Information and Software Technology*, vol. 49, pp. 985-998, September 2007.
- [6] G. Klein, *JFlex User's Manual*, November 2004. Available at <http://jflex.de/manual.html>.
- [7] J. Krinke, "A Study of Consistent and Inconsistent Changes to Code Clones," *Proceedings of the 14th Working Conference on Reverse Engineering*, 2007.
- [8] B.S. Baker, "On Finding Duplication and Near-Duplication in Large Software Systems," *Proceedings of the Second Working Conference on Reverse Engineering*, pp. 86-95, July 1995.
- [9] C. Kapsner and M.W. Godfrey, "Toward a Taxonomy of Clones in Source Code: A Case Study," *Evolution of Large-scale Industrial Software Applications*, September 2003.
- [10] S. Ducasse, M. Reiger, and S. Demeyer, "A Language Independent Approach for Detecting Duplicated Code," *Proceedings of the IEEE International Conference on Software Maintenance*, pp. 109-118, August 1999.
- [11] C. Kapsner, and M. Godfrey, "Supporting the Analysis of Clones in Software Systems: A Case Study," *Journal of Software Maintenance and Evolution: Research and Practice*, Vol.18, pp. 61-82, 2006.
- [12] M. Kim, V. Sazawal, D. Notkin, and G. Murphy, "An Empirical Study of Code Clone Genealogies," *Proceedings of the European Software Engineering Conference and ACM SIGSOFT Symposium Foundation of Software Engineering*, pp. 187-196, Sept. 2005.
- [13] L. Jiang, G. Misherghi, Z. Su, and S. Glondu, "DECKARD: Scalable and Accurate Tree-based Detection of Code Clones," *Proceedings of 29th International Conference on Software Engineering*, pp. 96-105, May 2007.